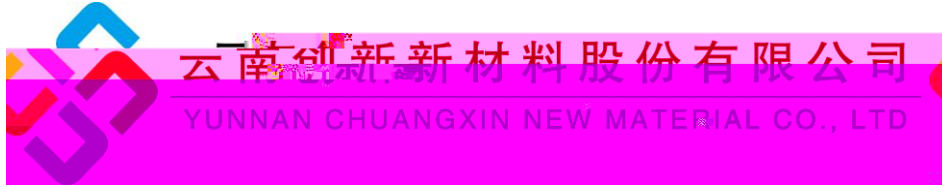


002812

2018-021



2017

2018 03

Paul Xiaoming Lee

10

10

.....	7
.....	11
.....	14
.....	28
.....	50
.....	57
.....	57
.....	58
.....	66
.....	71
.....	72
.....	182

		Paul Xiaoming Lee Yan Ma Yanyang Hui Sherry Lee 6

		http://www.cninfo.com.cn
		2017 1 1 2017 12 31
		2016 1 1 2016 12 31
		" "
BOPP		
		BOPP "BOPP "
		BOPP "BOPP "
		250 / 10 / 20 /
		2017

|

|

	91530000727317703K

	16 7 12

A 38-45

	1,655,027,243.30	1,572,539,827.05	5.25%	739,380,885.86
--	------------------	------------------	-------	----------------

1

	14,814,179.53	13,170,668.23	13,701,192.67	--
--	---------------	---------------	---------------	----

1

1

1

1

BOPP

2

BOPP

1

2

3

2

1

2

2009

2015

2006

1996

3

2017 11

2012

2012

BOPP

2017 12 31

84
CNAS

77

6

1

ISO/IEO 17025 2005

CNAS-CL01

4

2017

54.34% 74.59%

2017

18.22%

17.18%

1	2017		1,220,269,977.91	6.47%		
155,923,462.57			2,132.03	5.72%		
2017			177,243,713.95	7.17%	2017	12 31
2,037,988,128.92		7.83%			1,655,027,243.30	5.25%
2	2017					
2017					2017	
2017	4737.8	0.8%	11145.1		3.24%	
1	BOPP					
274,540,519.69		22.59%				
			159,368,625.10	18.15%		
	144,254,932.70	13.94%				
2						
222,367,058.55		25.79%				
						30
3	BOPP					
BOPP			316,906,584.27	1.71%		

OA

ERP

1

2

1

	2017		2016		
	1,220,269,977.91	100%	1,146,169,798.78	100%	6.47%
	1,202,398,069.07	98.54%	1,127,399,122.03	98.36%	6.65%
	17,871,908.84	1.46%			

2

10%



10,380,792.85	11.59%	9,838,761.54
---------------	--------	--------------

1	1	202,898,320.79	16.63%
2	2	52,146,379.81	4.27%
3	3	43,996,765.77	3.61%
4	4	41,180,431.44	3.37%
5	5		

4

1				
2				
3				
4	12 μ PET		12 μ PET	
5				
6				
7				
8				1. 2. 3. 4.
9	750ml		750ml	

	2017	2016	
	184	152	21.05%
	13.76%	10.99%	2.77%
	44,393,528.75	41,418,441.74	7.18%

1

	2017		2016			
	437,270,947.23	21.46%	639,572,490.86	33.84%	-12.38	
					%	

23,665.91				[2016]004562
2,606.78	2017	12	31	169,917,830.05

2



--	--	--	--

11306

2

GDP

10%

1


3					
2015		2015 12 31	10,040	10	7.97
	8000.00				
2016		2016 12 31	13,388	10	7.50
	10,041				

2017	150,095,000.00	155,923,462.57	96.26%	0.00	0.00%
2016	100,410,000.00	165,391,941.19	60.71%	0.00	0.00%
2015	80,000,000.00	150,052,494.67	53.31%	0.00	0.00%


10	0
10	11.00
10	10
	136,450,000
	150,095,000.00
	179,202,986.70
	100%
20	

2017			2017	12	31	136,450,000
10		11.00				150,095,000.00
10	10		272,900,000			

1



			10					
					4		1	
					2			
				10				
					3			
							1	
				2				
					1			
	5%		3		2		2016 09	
					3		14	
		3					25%	



5

1

2

1

2

3

1

2

6

3

4

4

1

2

1

2

1	2017 6 12	16	
2		42	
3	2017		2017 30
		2016	649,609.50
			142,224.84

	50
	6

1 2017

1

	2017 07 14	
	2017 08 22	

171151

2017 08 22

2


3

2

3

1

--	--	--	--	--



4

1

1

2

2

1

2

20

6 2017

17

3

		/

1

	100,400,000	74.99%	2,570,000			-29,393,650	-26,823,650	73,576,350	53.92%
3	72,843,000	54.41%	2,570,000			-29,393,650	-26,823,650	46,019,350	33.73%
	58,375,000	43.60%				-16,448,000	-16,448,000	41,927,000	30.73%
	14,468,000	10.81%	2,570,000			-12,945,650	-10,375,650	4,092,350	3.00%
4	27,557,000	20.58%						27,557,000	20.20%
	27,557,000	20.58%						27,557,000	

2 2017 4 20 2016 < 2017 >

2017

3 2017 6 1

2017

92

84 2017 3,065,000 2,570,000

2017 6 1

2017

2017

2017

2016 9 14 2017 9 14

1 2017

2017

2017 6 8

2017

2,570,000

2017

2017 6 9

133,880,000

136,450,000

2017

2,570,000

2

9

29,393,650

2017 9 14

2017

0.014 /

2

	12,048,000	12,048,000	0	0		2017 9 15
	4,000,000	4,000,000	0	0		2017 9 15
	4,000,000	4,000,000	0	0		2017


	2,000,000	2,000,000	0	0		2017 9 15
	1,802,000	1,802,000	0	0		2017 9 15
	1,000,000	1,000,000	0	0		2017 9 15
	1,000,000	1,000,000	0	0		2017 9 15
	143,650	143,650	0	0		2017 9 15
	0	0	160,000	160,000	2017	
	0	0	160,000	160,000	2017	
	0	0	2,250,000	2,250,000	2017	

2

2017 6 1			2017		
2017 6 8	2017			2,570,000	2017
6 9		133,880,000	136,450,000	2017 6 8	
			2017		
2017-079					

3

1



53k

2

Paul Xiaoming Lee		
Yan Ma		
Sherry Lee		
Yanyang Hui		
	Paul Xiaoming Lee	Yan Ma
	Sherry Lee	Yanyang Hui



					2017	2020					
					48 04 20	04 19	0	0	0	0	0
					2011	2020					
					41 04 20	04 19	0	0	0	0	0

18.14 628 D 103 /P <2/P <</MCI >>BDC C2g52.86 77.3 330.48 .48<1D9843E>

			2017 04 20	
			2017 04 20	
			2017 04 20	
			2017 04 20	
			2017 04 20	

2017

3

--	--	--	--	--	--	--

				/						
		0	0	0	102.90	0	0	160,000	28.65	160,000
		0	0	0	102.90	0	0	160,000	28.65	160,000
	--	0	0	--						

2

3

2017	96	86	10	
			2017	410
3351				

4

3 8 6

1

2

3

4

) <'4ã0> ' s)À Ò s)ÀK Œ€ Ö"••••€ mAî5ž œ ,Ô8dê '^F ! û £6,, é j Ñ ,g œñ0»°•stxå Ä

1

2017		53.06%	2017 01 04	2017 01 04	2017 2017-001
2016		62.08%	2017 04 20	2017 04 20	2016 2017-043
2017		71.30%	2017 06 12	2017 06 12	2017 2017-082

2**1**

	8	6	2	0	0	
	7	5	2	0	0	
	7	5	2	0	0	

	1	1	0	0	0	
	1	1	0	0	0	
		1	2	2	2	1
		1				

2

3

257.00

1

2

	2018 03 07		
	2018 3 7	http://www.cninfo.com.cn	2017
	100.00%		
	100.00%		
		0.25%	0.25%
	0.5%	0.25%	
	1%	0.5%	
	1.5%	1%	
	1.5%		

	2018 03 07
	2018 3 7 2018 001317

	3,343,289.84	3,585,395.22

	148,631,890.00	157,343,689.85
	122,322,414.38	115,315,967.96
	3,079,718.40	14,597,412.32
	813,279.29	548,911.62
	26,694,136.46	22,913,023.46
	1,891,305.00	
	73,604,506.03	1,982,545.39

	136,450,000.00	133,880,000.00

	237,461,724.52	510,455.20
	751,165,190.02	689,481,165.68
	546,199,014.77	546,199,014.77
	268,102,168.66	246,998,390.09
	6,488,391.31	7,776,249.06
	41,783,554.01	42,708,152.21

	1,891,305.00	
	72,668,049.05	1,449,096.48
	208,217,325.95	144,422,756.59

	180,732,800.56	192,876,367.94
	24,809,337.99	27,484,426.75
	155,923,462.57	165,391,941.19
	155,923,462.57	165,391,941.19
	155,923,462.57	165,391,941.19

1.		
2.		
1.		
2.		
3.		
4.		
5.		
6.		
	84,732,416.09	92,674,693.28

5

	1,146,651,745.23	956,647,665.37

	30,805,164.71	23,212,485.39
	1,177,456,909.94	979,860,150.76
	735,858,727.51	607,524,554.45
	111,222,363.65	103,486,813.04
	101,959,639.70	88,111,669.39
	56,515,831.00	69,704,010.85
	1,005,556,561.86	868,827,047.73
	171,900,348.08	111,033,103.03
	208,400,000.00	100,250,000.00
	10,259,340.25	55,014.20
	90,338.57	2,092,520.96
	218,749,678.82	102,397,535.16
	53,423,156.41	76,723,834.69
	508,400,000.00	100,250,000.00

	398,593,994.22	362,503,145.70
	217,088,420.88	260,100,924.39
	47,557,261.17	48,045,756.37
	32,204,147.63	28,064,317.92
	25,746,105.52	28,784,180.56
	322,595,935.20	364,995,179.24
	75,998,059.02	-2,492,033.54

	-27,408,329.61	491,697,394.82
	-217,128,161.25	374,314,628.07
	377,978,575.66	3,663,947.59
	160,850,414.41	377,978,575.66

2017

--	--	--	--	--

1

15

2014

2

12

3.

4.

6

1.

2.

1 .

2 .
1

2

- A.
- B.
- C.
- D.

3 .

4 .

7

- (1)
- (2)
- (3)

2.

- (1)
- (2)
- (3)
- (4)
- (5)

8

8

8

9

10

1.

2.

1

1

2

3

1

2

3

4

1 ()

2

3

4

5

3.

1

2

1

2

4.

5.

6.

11**1**

500

50

2

6	0	0
	5.00%	5.00%
1 2	10.00%	10.00%
2 3	20.00%	20.00%
3 4	50.00%	50.00%
4 5	80.00%	80.00%
5	100.00%	100.00%

3

12

)

()

()

13

1

2

14

1

22

3.

22

1.

2.

22

1

22

2

1

2

1

2

3

4

5

15

			1/ *100
	20	5-10	4.50-4.75

16**1**

1

2

2



20

5-10

1

2

3

3

19

20

21

1

1

	10	
	50	

2

2

1

2

3

4

5

22

26

1

2

3

4

5

1
6

2

3

4

27

1

2

3

4

2)

1

2

(3

2

30

	15%
--	-----

2

15%

15%

15%

2011 58

2016 2

15%

3

1

	53,447.10	38,178.07
	392,050,446.70	588,127,040.24
	45,167,053.43	51,407,272.55
	437,270,947.23	639,572,490.86

2017 12 31

	44,104,481.80	48,185,098.74
	1,062,571.63	358,430.81
		2,863,743.00
	45,167,053.43	51,407,272.55

2

3

4

1

	33,432,402.42	30,695,303.30
	5,000,000.00	1,100,000.00
	38,432,402.42	31,795,303.30

2

--	--

3

	144,065,432.11	
	144,065,432.11	

4

--	--

5

1

	437,159, 338.44	99.78%	9,075,40 3.38	2.08%	428,083,9 35.06	390,848 ,011.13	100.00%	7,811,756 .81	2.00%	383,036,25 4.32

--	--

	724,957.58	1-2	
--	------------	-----	--

2

		(%)		
	10,676,005.81	31.02	1	
	4,695,443.23	13.64	1	
	4,060,376.74	11.80	1	
	3,228,960.00	9.38	1	

DuPont China 1978763.06 15.3

2**1**

()				
-----	--	--	--	--

9**1**

2

213,179.60

			Ä
--	--	--	---

		277,200.00	6	7.06%	
		170,000.00	6	4.33%	
		100,000.00	6	2.55%	
		100,000.00	6	2.55%	
	--	1,147,200.00	--	29.23%	50,000.00

6

--	--	--	--	--

7

8

10

1

	69,358,687.51	2,529,709.09	66,828,978.42	61,350,488.92	5,599,385.16	55,751,103.76
	30,868,898.47	436,222.88	30,432,675.59	32,695,569.74	439,295.57	32,256,274.17
	68,847,411.07	400,644.32	68,446,766.75	77,716,904.71	506,243.55	77,210,661.16
	7,786,912.51		7,786,912.51	6,849,825.55		

2

	5,599,385.16				3,069,676.07	2,529,709.09
	439,295.57				3,072.69	436,222.88
	506,243.55	42,189.81		147,789.04		400,644.32
	6,544,924.28	42,189.81		147,789.04	3,072,748.76	3,366,576.29

3

4

--	--

11

--	--	--	--	--

12

--	--	--

13

	151,127.38	793,229.37
	300,000,000.00	
	1,461,724.52	
	301,612,851.90	793,229.37

14

1

2

|

|

18

1

OMMA

3				
1				

1			992,758.45			20,001.12	1,012,759.57

*	2,105,695.50	496,472.26		1,609,223.24	
**	9,135,247.28	3,162,200.40		5,973,046.88	
	11,240,942.78	3,658,672.66		7,582,270.12	

3

--	--	--	--	--

4

	11,070,456.14

5

--

--

--	--	--	--	--

	56.00		557,666. 98	557,666. 98			99.58%	100.00				
	50.00		427,350. 40	427,350. 40			85.47%	100.00				

1.	13,465,733.07			459,713.07	13,925,446.14
2.	1,726,368.33			44,576.88	1,770,945.21
1	1,726,368.33			44,576.88	1,770,945.21
3.					
1					
4.	15,192,101.40			504,289.95	15,696,391.35
1.					
2.					
1					

--	--	--	--	--

27

1

--	--	--	--	--

2

--	--	--	--	--

28

	3,129,419.03	644,902.83	1,322,208.14		2,452,113.72
	1,146,980.93		228,986.00		917,994.93
	105,091.38		11,259.84		93,831.54
	4,381,491.34	644,902.83	1,562,453.98		3,463,940.19

29

/

1

	5,923,636.06	888,545.41	4,688,333.58	703,250.04
	25,082,648.68	3,762,397.30		

35

1

	102,670,811.89	89,917,565.85
	4,702,344.16	15,804,491.85
	6,292,481.50	4,900,414.61
	7,912,266.88	3,792,532.55
	744,509.95	900,963.10
	122,322,414.38	115,315,967.96

2

1

2 1

	163,899.50	
	142,570.50	
	306,470.00	--

3

--	--

37

1

	548,911.62	97,558,807.06	97,294,439.39	813,279.29
-		13,866,546.94	13,866,546.94	
	548,911.62	111,425,354.00	111,160,986.33	813,279.29

2

1		79,674,230.04	79,674,230.04	
2	224,852.35	3,535,246.44	3,535,246.44	224,852.35
3		7,070,928.28	7,070,928.28	
		5,732,232.57	5,732,232.57	
		701,468.28	701,468.28	

5	324,059.27	1,442,914.30	1,178,546.63	588,426.94
	548,911.62	97,558,807.06	97,294,439.39	813,279.29

3

1		13,414,677.64	13,414,677.64	
2		451,869.30	451,869.30	
		13,866,546.94	13,866,546.94	

38

		11,955,257.31	10,701,284.83
		13,074,518.59	10,615,054.46
		123,989.28	185,366.60
		864,710.69	752,785.63
		3,782.64	67,134.86
		671,877.95	591,397.08
		26,694,136.46	22,913,023.46

39

--	--	--

--	--

47

1

nation >>BDC B0MC jC20 9 Tf20.19.62 re4

50

--	--	--	--

51

	4,688,333.58	1,650,000.00	414,697.52	5,923,636.06	
	4,688,333.58	1,650,000.00	414,697.52	5,923,636.06	--

						/
1	4,221,666.93		339,999.96		3,881,666.97	
2		1,000,000.00	18,867.92		981,132.08	
3	466,666.65		50,000.04		416,666.61	
4		650,000.00	5,829.60		644,170.40	
	4,688,333.58	1,650,000.00	414,697.52		5,923,636.06	--

1		2009	2012		
35kv	680	35kv	35kv		
2009 5 31		20		2016	
2	2017 11				
100				10	8
10					
3	2016 5				50
				10	
4	2017 11				50
				10	

52



		71,739,195.00		71,739,195.00
		71,739,195.00		71,739,195.00

57

58

--	--	--	--	--

59

	155,923,462.57	165,391,941.19
	8,473,241.61	998,210.17
	100,410,000.00	80,000,000.00
	445,015,797.31	397,975,576.35

- 1) 0.00
- 2) 0.00
- 3) 0.00
- 4) 0.00
- 5) 0.00

61

	1,202,398,069.07	877,119,274.83	1,127,399,122.03	797,564,361.15
	17,871,908.84	15,325,305.35	18,770,676.75	18,170,012.02
	1,220,269,977.91	892,444,580.18	1,146,169,798.78	815,734,373.17

62

--	--

63



4,071,808.75

25,082,648.68


	8,000.00	
	5,829.60	
" "	3,100.00	
	2,800.00	

	28,648,499.24	27,283,814.40
	-3,839,161.25	200,612.35
	24,809,337.99	27,484,426.75

2

3,748,983.47

1	--	--
	155,923,462.57	



79

1

3


4

5

6

2

1



--	--	--

3

4

5

6

1

1

Bopp

100.00%

100.00%

B o p p

100.00%

--	--	--	--	--	--	--

40.00%



	--	--
	--	--
	--	--

5**6**

--	--	--	--

7**8****4**

				/

5**6**

2017 12 31
34.47%)

35.54%(2015 12 31

(

	272,659,657.81	272,659,657.81	272,659,657.81			
--	----------------	----------------	----------------	--	--	--

1.

1

2 2017 12 31



	--	--	--	--
	--	--	--	--

2

3

4

5

6

7

8

9

1

--	--	--	--	--	--

	PAULXIAOMINGLEE	PAULXIAOMINGLEE	PAULXIAOMINGLEE	
47.99%		47.99%		
	PAULXIAOMINGLEE	14.33%	SHERRYLEE	5.86%
PAULXIAOMINGLEE				27.06%
	19.9675%	0.731%		47.99%

3

4

--	--

5

1

/

		30,745,801.28	40,000,000.00		20,037,724.36

/

		12,881,196.59	16,341,666.66

2

/

/

/

/	/	/	/	/	/	/
---	---	---	---	---	---	---

/

/

/	/	/	
---	---	---	--



7

8

1

2,570,000.00

0.00

4

5

1

1)

2017 5 2 <
 > 2017 5 25
 < > 2018 2 13

2017 12 31

2)

2017 12 31

47

2017 12 31

2

1

1)

2)

2017 12 31

554,400.00

2017 12 31

2

3

1

--	--	--	--

2

3

2

3

1

2

4


5



6

1

2



3

4

7

8

2

770,178.15

--	--	--

3

--	--

--	--	--	--	--	--

4

		(%)	
	36,397,959.64	21.63	
	12,808,321.50	7.61	
	6,924,985.46	4.12	26,028.00
	6,408,814.56	3.81	
	6,063,804.00	3.60	
	68,603,885.16	40.77	26,028.00

5

6

2

1

--	--	--

	1,285,658.17	96.26%	183,897.42	14.30%	1,101,760.75	2,068,930.05	100.00%	187,566.50	9.07%	1,881,363.55
	50,000.00	3.74%	50,000.00	100.00%						
	1,335,658.17	100.00%	233,897.42	17.51%	1,101,760.75	2,068,930.05	100.00%	187,566.50	9.07%	1,881,363.55

1				
6		599,900.42		
6	-1	407,200.00	20,360.00	5.00%
1		1,007,100.42	20,360.00	2.02%
1	2	62,709.20	6,270.92	10.00%
3	4	500.00	250.00	50.00%
5		157,016.50	157,016.50	100.00%
		1,227,326.12	183,897.42	14.98%

2

46,330.92

--	--	--

6

--	--	--	--	--

7

8

3

4

	381,736,234.31	267,568,403.50	371,480,178.20	251,720,775.19
	8,757,762.10	7,392,356.34	2,405,808.98	1,952,961.50
	390,493,996.41	274,960,759.84	373,885,987.18	253,673,736.69

1.

	381,736,234.31	267,568,403.50	371,480,178.20	251,720,775.19

2.

	159,369,175.76	100,160,237.26	194,705,277.29	117,858,405.42
	222,367,058.55	167,408,166.24	176,774,900.91	133,862,369.77
	381,736,234.31	267,568,403.50	371,480,178.20	251,720,775.19

3.

	204,509,473.32	227,786,916.32
	49,346,502.16	41,642,930.83
	21,644,721.63	15,830,193.65
	93,128,298.56	80,875,937.70
	1,724,595.47	83,810.94
	3,305,651.55	4,839,701.46
	8,076,991.62	420,687.30
	381,736,234.31	371,480,178.20

4.

		%

	121,116,274.94	31.02
	36,793,792.14	9.42
	20,680,007.73	5.30
	13,922,577.22	3.57
	13,717,223.08	3.51
	206,229,875.11	52.82

5

	50,000,000.00	40,000,000.00
	5,222,215.61	4,310.18
	55,222,215.61	40,004,310.18

6

1

	-28,788.39	
	9,309,419.15	
	7,786,601.33	
	361,214.42	
	2,614,266.98	
	14,814,179.53	--

1

1

2

		/	/
	9.74%	1.15	1.16
	8.82%	1.04	1.05

3

1

2

3

4

2017